

Date : 10<sup>th</sup> November, 2014

<b>1) The Manager , Listing Department, National Stock Exchange of India Limited Exchange Plaza, Bandra Kurla Complex, Bandra (East), Mumbai- 400 051</b>	<b>2) The Listing Department Corporate Relationship Department Bombay Stock Exchange limited 1<sup>st</sup> Floor, New Trading Wing P.J. Towers Dalal Street Fort, Mumbai- 400 001</b>
<b>Scrip Code- ARCHIES</b>	<b>Scrip Code- 532212</b>


Dear Sir,


Please find enclosed herewith the unaudited financial results of the company for second quarter ended 30<sup>th</sup> September, 2014 as approved by the Board of Directors in their meeting held on 10<sup>th</sup> of November, 2014.

Kindly acknowledge the receipt of the same.

Thanking you

For **ARCHIES LIMITED**

  
**Vikas Kumar Tuli**  
(Company Secretary)



**ARCHIES LIMITED**

C-113, NARAINA INDUSTRIAL AREA, PHASE - 1, NEW DELHI - 110028 (INDIA), CIN : L36999HR1990PLC041175  
TEL.: 91-11-41410000, 41412222, Fax : 91-11-41410060, Email : archies@archiesonline.com, Website : www.archiesonline.com  
REGISTERED OFFICE : PLOT NO. 191-F, SECTOR- 4, I.M.T. MANESAR, GURGAON - 122050, HARYANA (INDIA)

**ARCHIES LIMITED**

**PART I**


**STATEMENT OF UNAUDITED FINANCIAL RESULTS FOR THE QUARTER AND HALF YEAR ENDED 30 SEPTEMBER 2014**

(₹ in Lacs)

	PARTICULARS	3 MONTHS ENDED			6 MONTHS ENDED		YEAR ENDED
		30/09/2014	30/06/2014	30/09/2013	30/09/2014	30/09/2013	31/03/2014
		UNAUDITED	UNAUDITED	UNAUDITED	UNAUDITED	UNAUDITED	AUDITED
<b>1</b>	<b>Income from operations</b>						
	(a) Net Sales from Operations (Net of excise duty)	4810.58	3821.26	4785.38	8631.84	8711.68	19599.87
	(b) Other Operating Income	3.32	1.68	3.34	5.00	11.45	31.02
	<b>Total Income from operations (net)</b>	<b>4813.90</b>	<b>3822.94</b>	<b>4788.72</b>	<b>8636.84</b>	<b>8723.13</b>	<b>19630.89</b>
<b>2</b>	<b>Expenses</b>						
	(a) Cost of Materials Consumed	361.73	370.76	402.19	732.49	824.81	1663.69
	(b) Purchase of Traded Goods	2097.38	1480.08	1693.04	3577.46	2590.54	5040.94
	(c) Change in inventories of finished goods, work-in-progress and Traded Goods	(784.20)	(501.65)	(317.52)	(1285.85)	(294.92)	466.04
	(d) Employee Benefits Expense	704.00	678.21	727.55	1382.21	1433.49	2916.78
	(e) Depreciation	158.26	168.86	130.00	327.12	253.41	510.45
	(f) Rent	731.79	713.24	724.39	1445.03	1423.65	2933.31
	(g) Other Expenses	1334.07	1013.26	1264.84	2347.33	2323.76	5143.60
	<b>Total Expense</b>	<b>4603.03</b>	<b>3922.76</b>	<b>4624.49</b>	<b>8525.79</b>	<b>8554.74</b>	<b>18674.81</b>
	<b>Profit from Operations before other Income, finance costs &amp; interest and Exceptional Item (1-2)</b>	<b>210.87</b>	<b>(99.82)</b>	<b>164.23</b>	<b>111.05</b>	<b>168.39</b>	<b>956.08</b>
<b>4</b>	<b>Other Income</b>	<b>45.36</b>	<b>19.04</b>	<b>23.53</b>	<b>64.40</b>	<b>74.05</b>	<b>91.70</b>
<b>5</b>	<b>Profit from ordinary activities before finance costs and interest and exceptional items (3+4)</b>	<b>256.23</b>	<b>(80.78)</b>	<b>187.76</b>	<b>175.45</b>	<b>242.44</b>	<b>1047.78</b>
<b>6</b>	<b>Finance costs &amp; Interest</b>	<b>82.23</b>	<b>42.39</b>	<b>69.01</b>	<b>124.62</b>	<b>117.37</b>	<b>277.77</b>
<b>7</b>	<b>Profit from ordinary activities after finance costs &amp; interest but before exceptional items (5-6)</b>	<b>174.00</b>	<b>(123.17)</b>	<b>118.75</b>	<b>50.83</b>	<b>125.07</b>	<b>770.01</b>
<b>8</b>	<b>Exceptional Items</b>	<b>0.00</b>	<b>0.00</b>	<b>0.00</b>	<b>0.00</b>	<b>0.00</b>	<b>0.00</b>
<b>9</b>	<b>Profit from ordinary activities before tax (7 +/- 8)</b>	<b>174.00</b>	<b>(123.17)</b>	<b>118.75</b>	<b>50.83</b>	<b>125.07</b>	<b>770.01</b>
<b>10</b>	<b>Tax expense</b>						
	Current	17.53	0.00	37.05	17.53	37.05	222.62
	Deferred	44.04	(39.50)	2.61	4.54	3.46	23.15
<b>11</b>	<b>Net Profit from Ordinary activities after tax (9-10)</b>	<b>112.43</b>	<b>(83.67)</b>	<b>79.09</b>	<b>28.76</b>	<b>84.56</b>	<b>524.24</b>
<b>12</b>	<b>Extraordinary Items ( Net of Tax Expense)</b>	<b>0.00</b>	<b>0.00</b>	<b>0.00</b>	<b>0.00</b>	<b>0.00</b>	<b>0.00</b>
<b>13</b>	<b>Net Profit for the period (11 +/- 12)</b>	<b>112.43</b>	<b>(83.67)</b>	<b>79.09</b>	<b>28.76</b>	<b>84.56</b>	<b>524.24</b>
<b>14</b>	<b>Paid-Up Equity Share Capital (Face value of the share ₹. 2/-)</b>	<b>675.60</b>	<b>675.60</b>	<b>675.60</b>	<b>675.60</b>	<b>675.60</b>	<b>675.60</b>
<b>15</b>	<b>Reserve excluding revaluation reserves as per Balance Sheet of Previous accounting year</b>						<b>10744.64</b>
<b>16.i</b>	<b>Earning Per Shares (before extraordinary items) (of ₹ 2/- each)</b>						
	(a) Basic	0.33*	(0.25)*	0.23*	0.09*	0.25*	1.55**
	(b) Diluted	0.33*	(0.25)*	0.23*	0.09*	0.25*	1.55**
<b>16.ii</b>	<b>Earning Per Shares (after extraordinary items) (of ₹ 2/- each)</b>						
	(a) Basic	0.33*	(0.25)*	0.23*	0.09*	0.25*	1.55**
	(b) Diluted	0.33*	(0.25)*	0.23*	0.09*	0.25*	1.55**

\*not annualised & Figures in ₹

\*\* Figures in ₹



**ARCHIES LIMITED**

C-113, NARAINA INDUSTRIAL AREA, PHASE-1, NEW DELHI-110028 (INDIA), CIN : L36999HR1990PLC041175  
 TEL.: 91-11-41410000, 41412222, Fax : 91-11-41410060, Email : archies@archiesonline.com, Website : www.archiesonline.com  
 REGISTERED OFFICE : PLOT NO. 191- F, SECTOR- 4, I.M.T. MANESAR, GURGAON - 122050, HARYANA (INDIA)

**PART II**
**SELECT INFORMATION FOR THE QUARTER AND HALF YEAR ENDED 30 SEPTEMBER 2014**


PARTICULARS	3 MONTHS ENDED			6 MONTHS ENDED		YEAR ENDED
	30/09/2014	30/06/2014	30/09/2013	30/09/2014	30/09/2013	31/03/2014
<b>A PARTICULARS OF SHAREHOLDING</b>						
<b>1 Public Shareholding</b>						
- Number of Shares	12925400	12925400	12925400	12925400	12925400	12925400
- Percentage of Shareholding	38.26	38.26	38.26	38.26	38.26	38.26
<b>2 Promoter and Promoter Group Shareholding</b>						
<b>a) Pledged / Encumbered</b>						
- Number of shares	nil	nil	nil	nil	nil	nil
- Percentage of Shares (as a % of the total shareholding of promoter and promoter group)	nil	nil	nil	nil	nil	nil
- Percentage of Shares (as a % of the total share capital of the company)	nil	nil	nil	nil	nil	nil
<b>b) Non - Encumbered</b>						
- Number of shares	20854600	20854600	20854600	20854600	20854600	20854600
- Percentage of Shares (as a % of the total shareholding of promoter and promoter group)	100	100	100	100	100	100
- Percentage of Shares (as a % of the total share capital of the company)	61.74	61.74	61.74	61.74	61.74	61.74

PARTICULARS	3 MONTHS ENDED 30/09/2014
<b>B INVESTOR COMPLAINTS</b>	
Pending at the beginning of the quarter	0
Received during the quarter	0
Disposed of during the quarter	0
Remaining unresolved at the end of the quarter	0

**SEGMENT WISE REVENUE, RESULTS AND CAPITAL EMPLOYED**

(₹ in Lacs)

PARTICULARS	3 MONTHS ENDED			6 MONTHS ENDED		YEAR ENDED
	30/09/2014	30/06/2014	30/09/2013	30/09/2014	30/09/2013	31/03/2014
	UNAUDITED	UNAUDITED	UNAUDITED	UNAUDITED	UNAUDITED	AUDITED
<b>1. Segment Revenue (Net Sales)</b>						
a) Greeting Cards	977.70	852.96	1106.86	1830.66	1955.52	4553.80
b) Stationery Items	655.06	524.29	558.58	1179.35	1034.98	2599.86
c) Gifts	3142.84	2423.35	3096.80	5566.19	5682.87	12343.93
d) Others	34.98	20.66	23.14	55.64	38.31	102.28
<b>Net Sales</b>	<b>4810.58</b>	<b>3821.26</b>	<b>4785.38</b>	<b>8631.84</b>	<b>8711.68</b>	<b>19599.87</b>
<b>2. Segment Results (Profit/Loss) before depreciation, Interest, Finance Charges &amp; Tax</b>						
a) Greeting Cards	152.32	81.80	198.58	234.12	303.32	734.30
b) Stationery	98.43	25.44	35.85	83.87	58.19	239.82
c) Gifts	297.62	98.71	274.37	396.33	470.01	1223.96
d) Others	5.28	1.87	1.72	7.15	2.89	6.96
<b>Total</b>	<b>513.65</b>	<b>207.82</b>	<b>510.52</b>	<b>721.47</b>	<b>834.41</b>	<b>2205.04</b>
<b>Less:</b>						
i) Interest & Finance Charges	82.23	42.39	69.01	124.62	117.37	277.77
ii) Depreciation	158.26	168.86	130.00	327.12	253.41	510.45
iii) Other un-allocable expenditure (net of unallocable income)	99.16	119.74	192.76	218.90	338.56	646.81
<b>Total Profit before Tax</b>	<b>174.00</b>	<b>(123.17)</b>	<b>118.75</b>	<b>50.83</b>	<b>125.07</b>	<b>770.01</b>
<b>3. Capital Employed (Segment Assets less Segment Liabilities)</b>	<b>10537.86</b>	<b>10425.44</b>	<b>11139.51</b>	<b>10537.86</b>	<b>11139.51</b>	<b>11420.26</b>
<b>Total</b>	<b>10537.86</b>	<b>10425.44</b>	<b>11139.51</b>	<b>10537.86</b>	<b>11139.51</b>	<b>11420.26</b>


**ARCHIES LIMITED**

C-113, NARAINA INDUSTRIAL AREA, PHASE-1, NEW DELHI-110028 (INDIA), CIN : L36999HR1990PLC041175  
 TEL.: 91-11-41410000, 41412222, Fax : 91-11-41410060, Email : archies@archiesonline.com, Website : www.archiesonline.com  
 REGISTERED OFFICE : PLOT NO. 191-F, SECTOR-4, I.M.T. MANESAR, GURGAON-122050, HARYANA (INDIA)

**STATEMENT OF ASSETS & LIABILITIES AS AT 30 SEPTEMBER, 2014**

(₹ in Lacs)

PARTICULARS	UNAUDITED	AUDITED
	As At 30/09/2014	As At 31/03/2014
<b>A EQUITY AND LIABILITIES</b>		
<b>1 Shareholders' Funds</b>		
(a) Share Capital	675.62	675.62
(b) Reserves and Surplus	9862.24	10744.64
<b>Sub-total - Shareholders' funds</b>	<b>10537.86</b>	<b>11420.26</b>
<b>2 Non-Current Liabilities</b>		
(a) Long-Term borrowings	12.97	27.84
(b) Deferred Tax Liabilities (net)	316.73	749.79
(c) Other Long Term Liabilities	692.56	645.38
(d) Long Term Provisions	62.00	60.50
<b>Sub-total - Non-Current Liabilities</b>	<b>1084.26</b>	<b>1483.51</b>
<b>Current Liabilities</b>		
(a) Short-Term Borrowings	2364.87	788.39
(b) Trade Payables	980.74	481.82
(c) Other Current Liabilities	1186.90	1152.92
(d) Short-Term Provisions	31.40	186.98
<b>Sub-total - Current Liabilities</b>	<b>4563.91</b>	<b>2610.11</b>
<b>TOTAL - EQUITY AND LIABILITIES</b>	<b>16186.03</b>	<b>15513.88</b>
<b>B ASSETS</b>		
<b>Non-Current Assets</b>		
(a) Fixed Assets	5791.49	7223.98
(b) Long-Term Loans and Advances	1368.73	1281.25
<b>Sub-total - Non-Current Assets</b>	<b>7160.22</b>	<b>8505.23</b>
<b>Current Assets</b>		
(a) Inventories	5309.81	3986.03
(b) Trade Receivables	2342.01	2112.10
(c) Cash and Bank Balances	343.62	362.03
(d) Short-Term Loans and Advances	1030.37	548.49
<b>Sub-total - Current Assets</b>	<b>9025.81</b>	<b>7008.65</b>
<b>TOTAL - ASSETS</b>	<b>16186.03</b>	<b>15513.88</b>

**NOTES:**

- The above results have been reviewed by the Audit Committee and approved by the Board of Directors at its meeting held on 10th November 2014.
- Previous year's figures have been rearranged and regrouped, wherever necessary.
- Due to the nature of business & common manufacturing facilities for various segments, a reasonable allocation of Capital Employed to various segments is currently not practicable.
- The Statutory Auditors have carried a Limited Review of the above financial results.
- ICRA has retained long term & Short term rating of the Company as "LA" & "A1" respectively
- Effective from April 1, 2014, the Company has charged depreciation based on the revised remaining useful life of the assets as per the requirement of Schedule II to the Companies Act, 2013. Due to above, depreciation charge for the quarter ended September 30, 2014 is higher by Rs.72.04 Lac.

Date: 10-11-2014  
Place: Delhi

For and on behalf of the Board

  
 Anil Mohanandaji  
 (Chairman Cum Managing Director)  
 DIN- 00022693

